



ONEWORLD FENG SHUI

FENG SHUI FOUNDATION TOOLBOX



Françoise Courty-Dan

About Françoise Courty-Dan

Françoise Courty-Dan, “*The French Feng Shui Lady*,” is a certified Master of Classical Feng Shui, founder of One World Feng Shui, a Los Angeles based international consulting agency.

Her knowledge of the discipline’s techniques is in the tradition of the 400-year-old Wu Chang Pai Feng Shui Mastery lineage of Grand Master Yap Cheng Hai of Kuala Lumpur, Malaysia. *She studied with the American College of Classical Feng Shui, the Mastery Academy of Chinese Metaphysics and continues to study with world-renowned Masters. She is an active member of the International Feng Shui Guild.*

Over the years, she has helped a wide spectrum of clients improve their wealth, health, career and relationships with this ancient art and science by creating a nourishing environment. An intuitive and empathic thinker, she uses traditional techniques and formulas and provides effective, practical solutions to maximize the Qi of your home and workplace.

Françoise was born and raised in the Bordeaux region, France, and is now based in the USA. She has worked on projects in Singapore, Mexico, France, Italy, Ethiopia, Switzerland, the UK and throughout the country. She is fluent in English, French and Spanish.

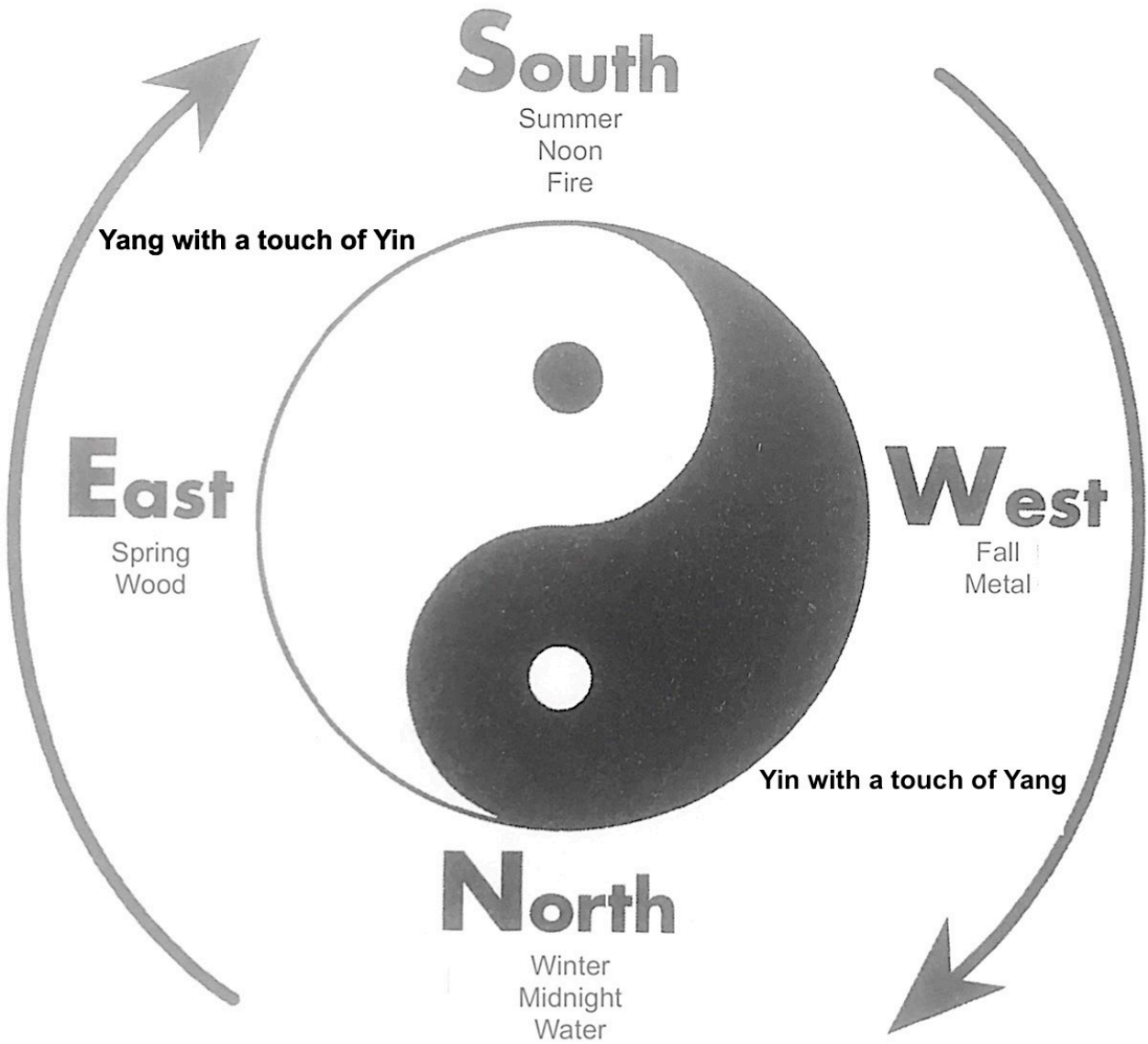
A dedicated Feng Shui practitioner, she is enthusiastic about her mission to make the world a better place - one space at a time. An advocate of the power of the environment, she believes in balance and harmony and guides people to live a happier, healthier, and more inspired life.

Services include:

Residential, Business & Corporate Analysis - New Home & Office Design - Site Selection & Analysis – Home Hunting – Selling/Purchasing a Home – Leasing a Commercial Space – Energizing your Space - Remodeling/ Renovation/ Expansion - Floor Plan Design - Compatibility Reports (Personal and Business) - Annual Check-ups with Stars - Progression Charts - Feng Shui De-clutter Audits - Space Clearing - Landscape & Hardscape Design.

Gift Certificates Available

Yin and Yang

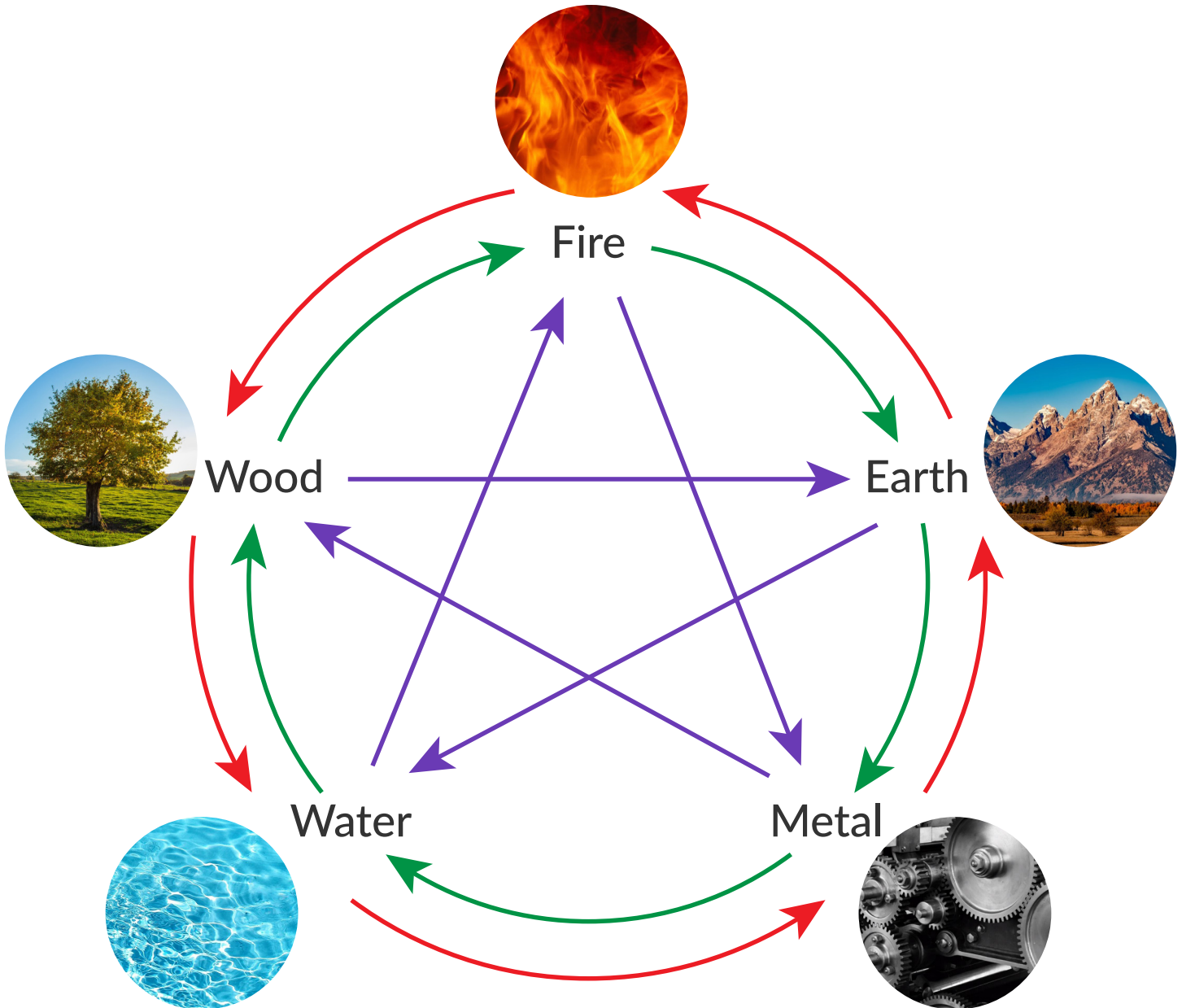


Traditional Taiji

The Five Elements

The Five Element Theory:

The inner green arrows represent the productive cycle, the outer red arrows represent the weakening cycle, and the central purple arrows show the controlling cycle.



Life Gua and Animal Year

This chart, based on gender and birth year, will help you determine your Life Gua number.

1933 – 1960				1961 – 1988				1989 - 2016			
Year	Male	Female	Animal	Year	Male	Female	Animal	Year	Male	Female	Animal
1940	6	9	Dragon	1968	2	1	Monkey	1996	4	2	Rat
1941	2	1	Snake	1969	4	2	Rooster	1997	3	3	Ox
1942	4	2	Horse	1970	3	3	Dog	1998	2	4	Tiger
1943	3	3	Goat	1971	2	4	Pig	1999	1	8	Rabbit
1944	2	4	Monkey	1972	1	8	Rat	2000	9	6	Dragon
1945	1	8	Rooster	1973	9	6	Ox	2001	8	7	Snake
1946	9	6	Dog	1974	8	7	Tiger	2002	7	8	Horse
1947	8	7	Pig	1975	7	8	Rabbit	2003	6	9	Goat
1948	7	8	Rat	1976	6	9	Dragon	2004	2	1	Monkey
1949	6	9	Ox	1977	2	1	Snake	2005	4	2	Rooster
1950	2	1	Tiger	1978	4	2	Horse	2006	3	3	Dog
1951	4	2	Rabbit	1979	3	3	Goat	2007	2	4	Pig
1952	3	3	Dragon	1980	2	4	Monkey	2008	1	8	Rat
1953	2	4	Snake	1981	1	8	Rooster	2009	9	6	Ox
1954	1	8	Horse	1982	9	6	Dog	2010	8	7	Tiger
1955	9	6	Goat	1983	8	7	Pig	2011	7	8	Rabbit
1956	8	7	Monkey	1984	7	8	Rat	2012	6	9	Dragon
1957	7	8	Rooster	1985	6	9	Ox	2013	2	1	Snake
1958	6	9	Dog	1986	2	1	Tiger	2014	4	2	Horse
1959	2	1	Pig	1987	4	2	Rabbit	2015	3	3	Goat
1960	4	2	Rat	1988	3	3	Dragon	2016	2	4	Monkey
1961	3	3	Ox	1989	2	4	Snake	2017	1	8	Rooster
1962	2	4	Tiger	1990	1	8	Horse	2018	9	6	Dog
1963	1	8	Rabbit	1991	9	6	Goat	2019	8	7	Pig
1964	9	6	Dragon	1992	8	7	Monkey	2020	7	8	Rat
1965	8	7	Snake	1993	7	8	Rooster	2021	6	9	Ox
1966	7	8	Horse	1994	6	9	Dog	2022	2	1	Tiger
1967	6	9	Goat	1995	2	1	Pig	2023	4	2	Rabbit

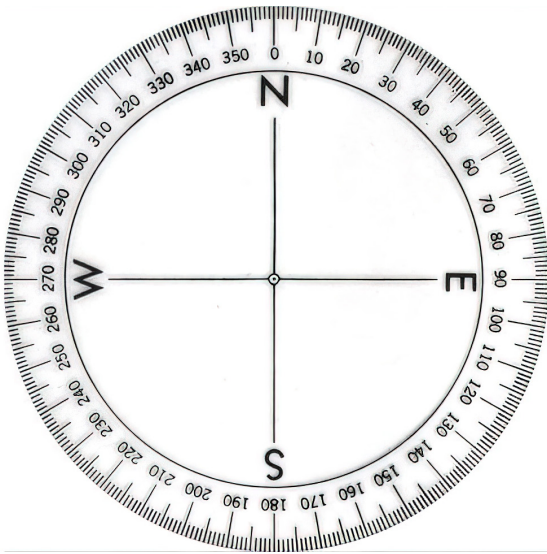
NOTE: If you were born before February 4 of any given year, use the previous year as your year of birth. The solar calendar begins on February 4 of every year. For example if you were born January 22, 1956, use 1955.

The Eight Mansions

This chart will help you determine your four positive directions and your four negative directions based on your Gua number.

East Life Group				
	3	4	1	9
Positive Directions				
+90 Sheng Chi - Money	S	N	SE	E
+80 Tien Yi - Health	N	S	E	SE
+70 Yen Nien - Relationships	SE	E	S	N
+60 Fu Wei - Stability	E	SE	N	S
Negative Directions				
-60 Wo Hai – Nothing goes smoothly	SW	NW	W	NE
-70 Wu Gwei – bad romance/lawsuits	NW	SW	NE	W
-80 Liu Sha – Bad health/betrayals	NE	W	NW	SW
-90 Chueh Ming – Divorce/Failures	W	NE	SW	NW
West Life Group				
	6	2	8	7
Positive Directions				
+90 Sheng Chi - Money	W	NE	SW	NW
+80 Tien Yi - Health	NE	W	NW	SW
+70 Yen Nien - Relationships	SW	NW	W	NE
+60 Fu Wei - Stability	NW	SW	NE	W
Negative Directions				
-60 Wo Hai – Nothing goes smoothly	SE	E	S	N
-70 Wu Gwei – bad romance/lawsuits	E	SE	N	S
-80 Liu Sha – Bad health/betrayals	N	S	E	SE
-90 Chueh Ming – Divorce/Failures	S	N	SE	E

How To Take Directional Degrees With A Compass App





In order to tap into beneficial Qi that will support you in different areas of life, it is important to be able to identify the directional sectors in your home and workspace.


There are 360 degrees on the compass, 0 being North, 90 East, 180 South, and 270 West.

Traditional Feng Shui practitioners use a Luo Pan or Chinese compass, to measure the directional degrees of a space. For your purpose, a Compass App suffices as long as you follow these 6 steps:

1. Open your Compass App on your smart phone.
2. Calibrate the compass by holding the phone and making the figure 8 a few times with your wrist.
3. Hold your compass to the space you want to ascertain, the home button closer to you.
4. To get a correct reading, the width of your phone must be parallel to the edge of your desk, table, sofa, headboard or anywhere you spend a fair amount of time.
5. Make sure that the small “+” sign and the large “+” sign are perfectly aligned; this is the only way to get a correct reading. If the compass is not leveled, you will get a false reading.
6. Write down the degree. Repeat 3 times recalibrating in between each take. Each reading may be slightly different. Add the 3 numbers and divide by 3 to get the average degrees.



Inaccurate Reading




Accurate Reading

Directions and their Degrees

Below are Directions and their ranges of compass readings. When you have found the Facing Direction of your home or office with an accurate compass, check to see if it falls into one of your four positive directions.

North 1 337.5° - 352.5°	North 2/3 352.5° - 22.5°	Northeast 1 22.5° - 37.5°	Northeast 2/3 37.5° - 67.5°
East 1 67.5° - 82.5°	East 2/3 82.5° - 112.5°	Southeast 1 112.5° - 127.5°	Southeast 2/3 127.5° - 157.5°
South 1 157.5° - 172.5°	South 2/3 172.5° - 202.5°	Southwest 1 202.5° - 217.5°	Southwest 2/3 217.5° - 247.5°
West 1 247.5° - 262.5°	West 2/3 262.5° - 292.5°	Northwest 1 292.5° - 307.5°	Northwest 2/3 307.5° - 337.5°



Luo Pan Chinese Compass

Follow Us

